



# **ECLASS Documentation:**

## **How to obtain Asset XML**

## Introduction

With Release 13.0, the ECLASS Standard includes enhancements for the Asset Administration Shell (AAS). In terms of the data model, a new application class of type "Asset" has been introduced in addition to BASIC and ADVANCED. In addition, properties can have the data types "File" and "Blob".

The asset application classes were created for all classes at the fourth level in the segments 17, 18, 19, 21, 23, 27, 28, 32, 33, 36, 49, 50 and 51.

In addition, the so-called "submodel templates" were created on the content level. "Submodel templates" for the AAS were created as Aspects and added to the Asset AC. Release 13.0 contains the submodel templates "Handover Documentation" and "Digital Nameplate for Industrial Equipment".

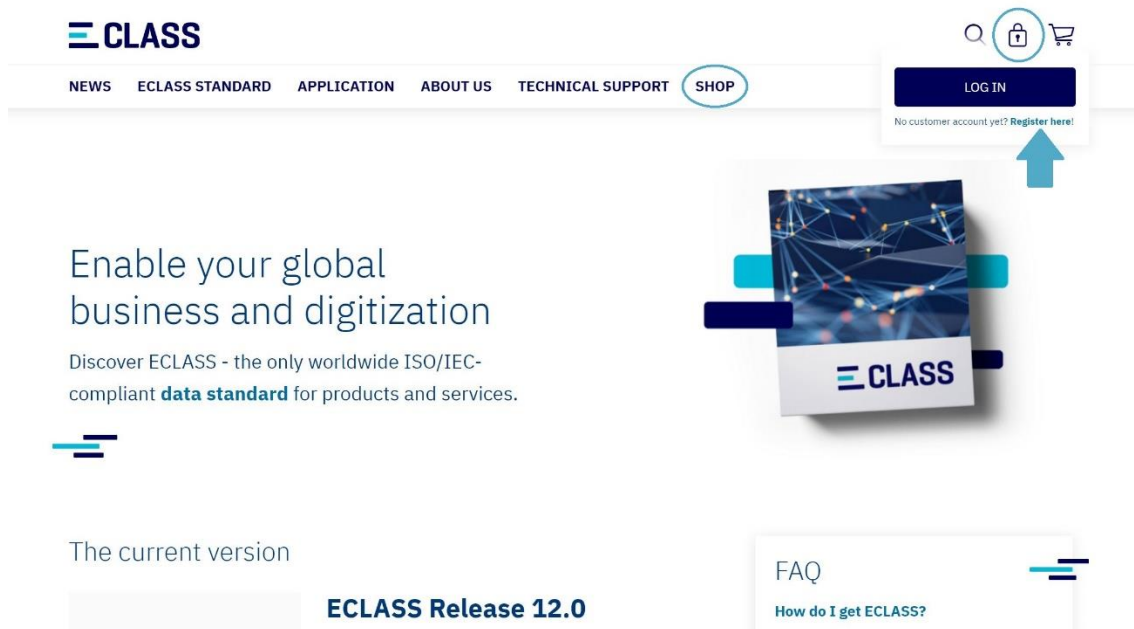
With Release 13.0, ECLASS e.V. also publishes a third deliverable for the first time. In addition to the BASIC and ADVANCED representation, there is now an "Asset" type deliverable. This contains all asset application classes including the Submodel template aspects.

## Table of contents

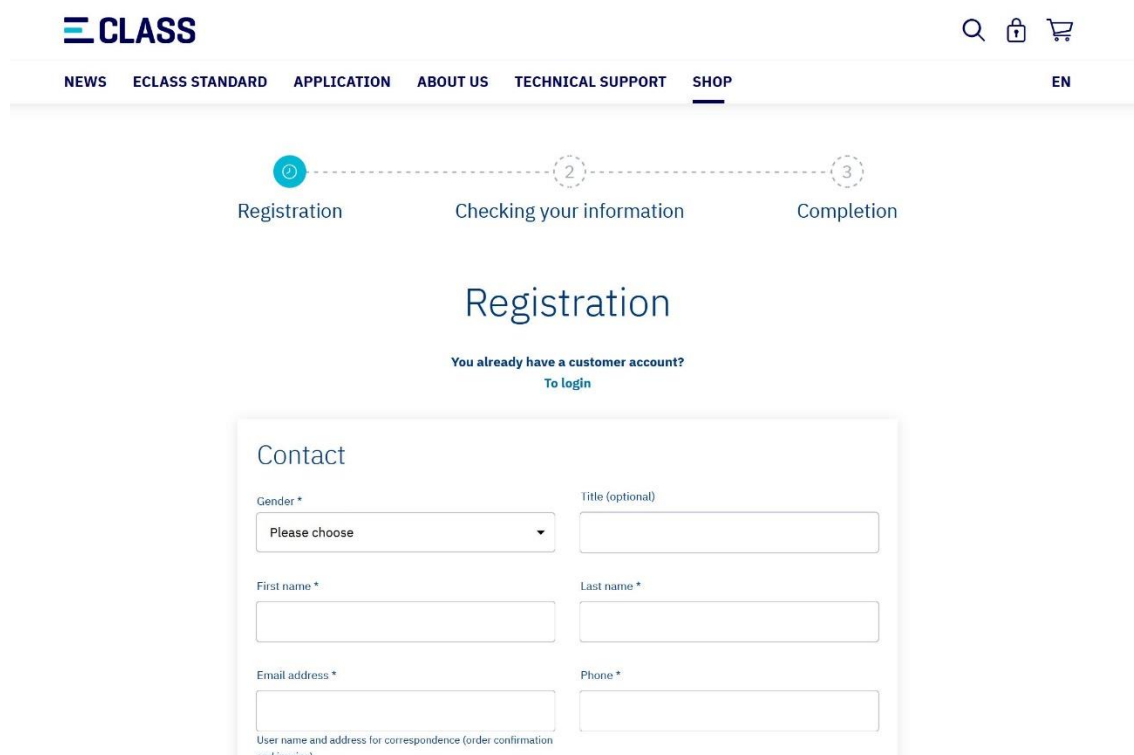
1	How can I get the new Asset XML?.....	3
2	Where do I find the Asset XML? .....	4
3	How do I obtain the Asset XML?.....	6
4	How to use the ASSET XML? .....	7

# 1 How can I get the new Asset XML?

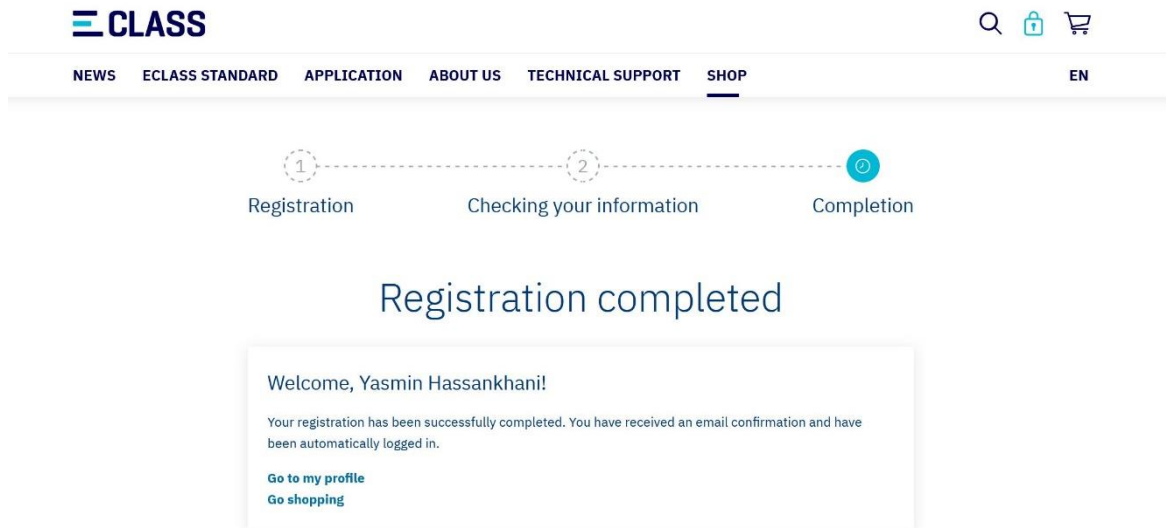
All licenses are available on the ECLASS Shop (see below). To get one, you first need to register. As shown in the image below, under the lock icon you can find the button “Register here!”.



Then you land on the registration page, as seen below, and you can fill out the necessary information.

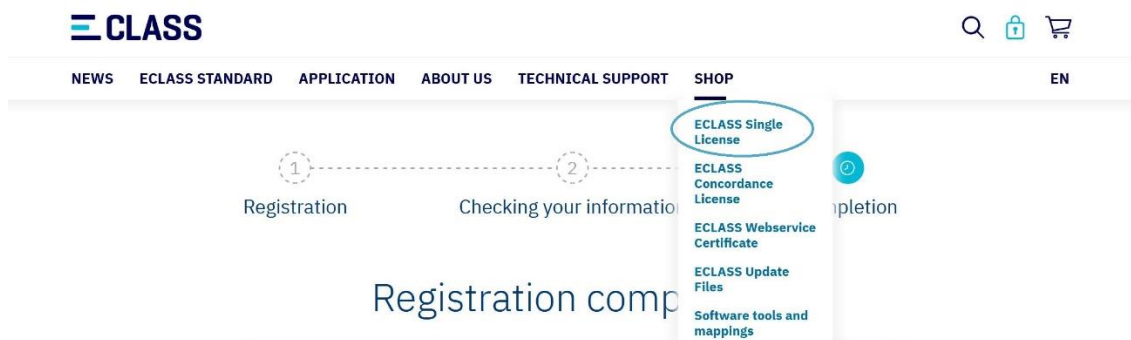


In the next step you can check your information and then complete the registration process. Following your registration, you will get a confirmation email.



## 2 Where do I find the Asset XML?


After you have registered successfully, under “Shop” you can click on the button “ECLASS Single License”.



In this overview, you will be able to see the new “ECLASS 13.0 (Asset)”.

[← Back to product overview](#)

## ECLASS Single License



### ECLASS 13.0

License for ECLASS Release 13.0 in all available languages and all export formats. ECLASS 13.0 was released on Dec 14, 2022.

SHOW PRODUCT

€ 700.00

One-time purchase fee ⓘ



### ECLASS 13.0 (Asset)

License for ECLASS Release 13.0 in English and German and in export format Asset. ECLASS 13.0 (Asset) was released on Dec 14, 2022.

SHOW PRODUCT

€ 0.00

One-time purchase fee ⓘ

After you click on the button “Show product”, you will land on the overview page of the Asset XML (see below). There additional information is available as well as the option to obtain the license.

[← back to overview](#)



### ECLASS 13.0 (Asset)

€ 0.00

License for ECLASS Release 13.0 in English and German and in export format Asset. ECLASS 13.0 (Asset) was released on Dec 14, 2022.

One-time purchase fee ⓘ

ADD TO SHOPPING CART

PURCHASE NOW

This product must first be activated.

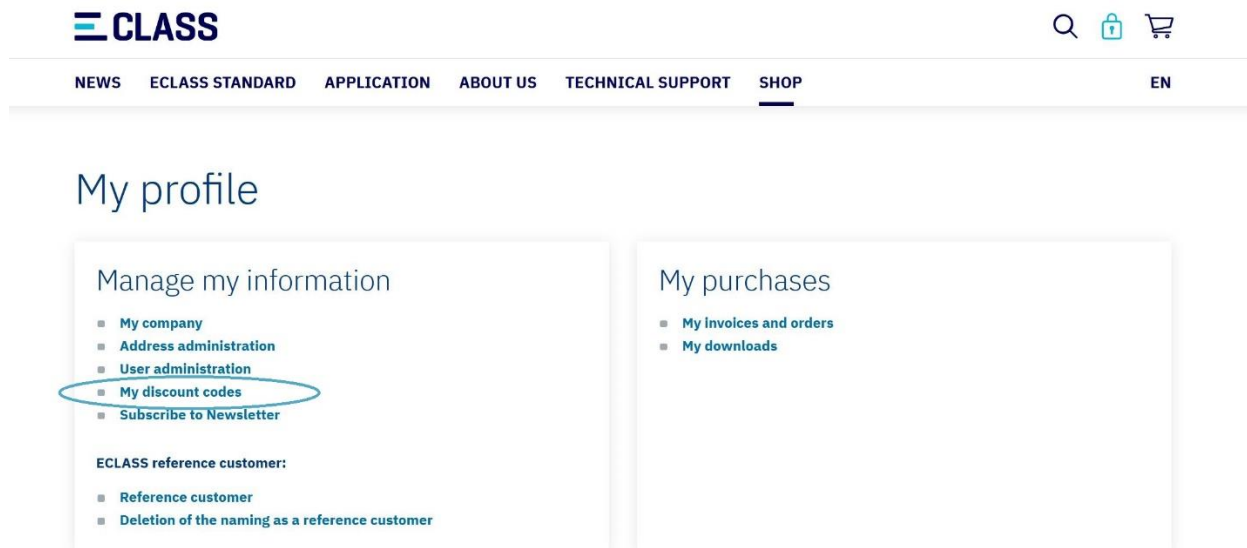
#### Product description

#### New to ECLASS 13.0:

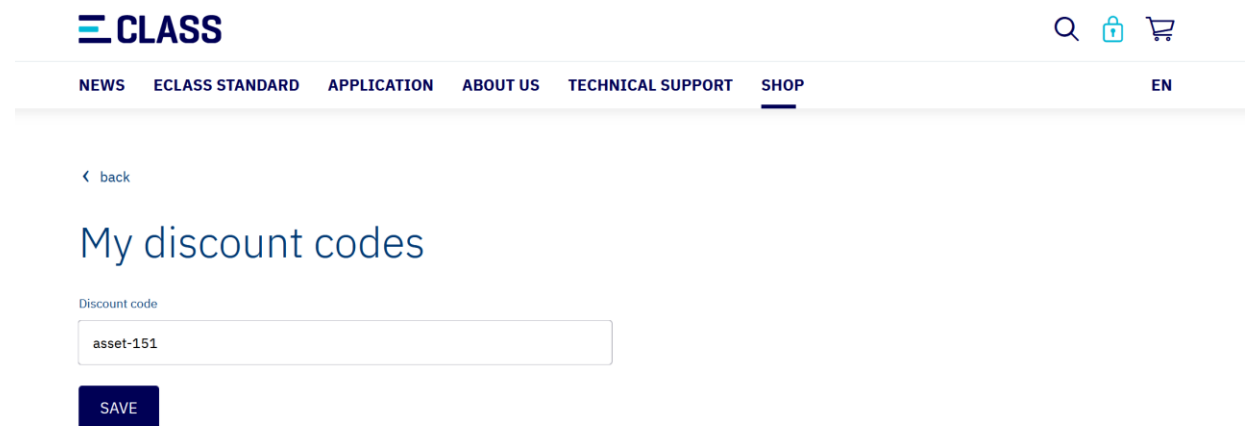
With Release 13.0, the ECLASS Standard includes enhancements for the Asset Administration Shell (AAS). In terms of the data model, a new Application Class of type "Asset" has been introduced in addition to BASIC and ADVANCED. In addition, Properties can have the data types "File" and "Blob".

### 3 How do I obtain the Asset XML?

ECLASS 13.0 (Asset) is free for all users. This means that no order is required. To activate the product yourself, you have to go to your profile and click on “My discount codes”.



There you can enter the discount code “asset-151” and then click on “Save”.



After this the ECLASS 13.0 (Asset) will be immediately available in the personal download area. For this purpose, go to your profile and click on “My downloads”.

## My profile

### Manage my information

- My company
- Address administration
- User administration
- My discount codes
- Subscribe to Newsletter

ECLASS reference customer:

- Reference customer
- Deletion of the naming as a reference customer

### My purchases

- My invoices and orders
- My downloads**

Now, you can see the ECLASS 13.0 (Asset) and will be able to download it both in English and in German.

[← back](#)


## My downloads

### ECLASS 13.0

[Proof of licensing](#) ▾

#### ECLASS 13.0 (Asset)

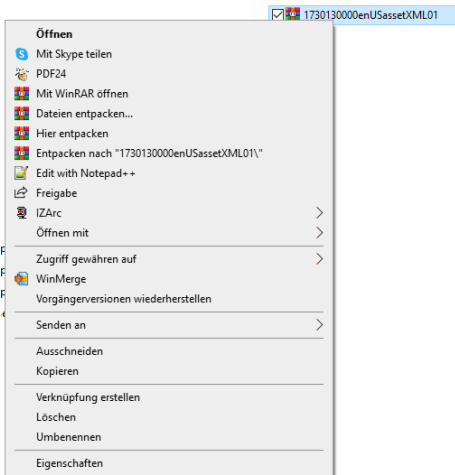
[Proof of licensing](#) ▲

 <b>ECLASS 13.0 (Asset) English</b> (zip 127.0 byte)	Number of downloads: 1	<b>DOWNLOAD</b>
 <b>ECLASS 13.0 (Asset) German</b> (zip 127.0 byte)	Number of downloads: 0	<b>DOWNLOAD</b>

## 4 How to use the ASSET XML?

After you have downloaded the ASSET XML, you can simply unpack it. Use the right click and a suitable packing program.





The unzipped file looks like this and contains the folders with the XML-files and a ReadMe:

	ECLASS13_0_Dictionary_ASSET_XML_EN	29.11.2022 17:42	Dateiordner	
	ECLASS13_0_Templates_ASSET_XML_EN	29.11.2022 17:42	Dateiordner	
	ECLASS13_0_UnitsML_EN_DE	29.11.2022 23:22	Dateiordner	
	1730130000enUSassetXML01	30.11.2022 13:24	WinRAR-ZIP-Archiv	5.260 KB
	ECLASS_ASSET_XML_Read_Me_EN_v1	29.11.2022 10:13	Microsoft Edge P...	159 KB

Now you have three valid options

- a. Please contact your internal IT experts for implementation
- b. Otherwise, please contact the [IT service providers](#)
- c. Otherwise, please check out the BEATS solution from [BCON<sup>2</sup>](#)

Bevorzugte Benennung	Wert	Einheit	Qualifiers
Number of documents (handover documentation)	2		
Document (handover documentation)	Document (handover documentation)		
Number of document identifiers	—		
Number of document classification	—		
Number of document versions	3		
Document version	Document version		
Language of document	—		
Document version	—		
Document name	—		
Subtitle	—		
Document description	—		
Keyword	—		
Document status set date	—		

> Submodelldetails

- Start
- ECLASS
- AAS
- Submodel Template

Bevorzugte Benennung	Wert	Einheit	Qualifiers
Number of documents (handover documentation)	2		
Document (handover documentation)	Document (handover documentation)		
Number of document identifiers	—		
Number of document classification	—		
Number of document versions	3		
Document version	Document version		
Language of document	—		
Document version	—		
Document name	—		
Subtitle	—		
Document description	—		
Keyword	—		
Document status set date	—		
Document status	—		

Allgemein

IRDI 0173-1#02-ABH596#001

Webservice Call

[https://sandbox.bcon2.de/jsonapi/v1/properties/0173-1%2302-ABH596%23001?dbName=E13\\_beta](https://sandbox.bcon2.de/jsonapi/v1/properties/0173-1%2302-ABH596%23001?dbName=E13_beta)

Created

Modified

Modified by

Property Type condition

Property Data Type Integer (count)

Level Type

Mehrwertigkeit

Bevorzugte Benennung

+ New Preferred Name

Englisch	Number of documents (handover ...		
Deutsch	Anzahl der Dokumente (Übergab...		